



# sew easy Pixel Quilt

any photo • squares / triangles • scrap buster

STEP  
**01**

**Find It**




Pick a photo.

Edit image to show just what you want to quilt.

STEP  
**02**

**Pixel It**



**Color Hints Mosaic**

Import image.


Set pixels in Original mode.

Set colors using Limit switch in Mosaic mode.

*to Export —*  
 Share >  
 Share With >  
 QuiltSandwich  
*on Import —*  
 Set piece size  
 & patchwork

STEP  
**03**


**Sew It**



**Quilt Sandwich**  
 Quilt Math Made Simple • Tap View Cut™

Prepare fabric using Yardage and Cutting Diagrams.

Assemble following individual block diagrams.



Poppy flower is royalty-free image from ClipartXtras.com